

ZERO CLEARANCE
ARCHITECTURAL CAVITY
SLIDING DOOR SYSTEM



EXCELLENCE IS EXPECTED™

A whole new world of innovative space saving possibilities are waiting for you.



The **Ladenko architectural Zero Clearance™** cavity sliding door system is supplied with an assurance of quality and reliability and is made from select grade kiln dried hardwood together with a high quality one piece extruded aluminium head track resulting in a superior finish and is a fully approved and tested design. Manufactured in Australia to certified design standards.

You are invited to experience the Ladenko difference where 'Excellence is Expected'.



ZERO CLEARANCE

The **Ladenko**[®] Zero Clearance[™] cavity sliding door system is in a class of its own when it comes to uncompromising quality and reliability.

Designed and manufactured in collaboration with architects, approved builders and stringent design standards that ensure a consistent standard of quality and reliability is achieved.

What does Zero Clearance mean?

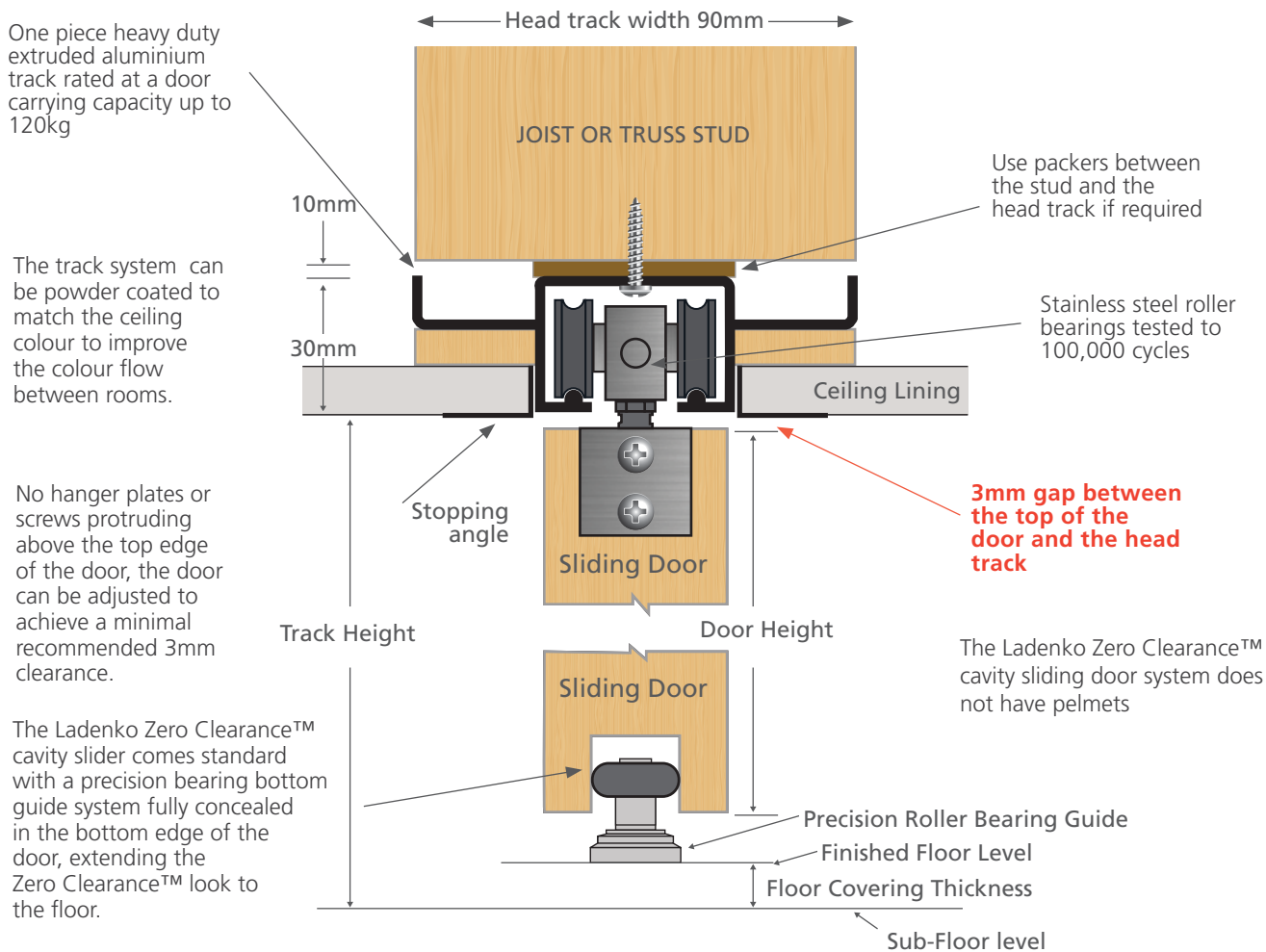
If you are looking for a cavity sliding door system that has a clean architectural appearance where the track is level with the ceiling, the Zero Clearance[™] **full height, floor to ceiling system** is the right one for you.

This system is ideal for single or double doors weighing up to 120kg and is designed to achieve clearances of just 3mm between the underside of the track and top of the door which means there is no need for pelmets. With no hanger plates or screws protruding above the top edge of the door, meaning the door can be adjusted to achieve a minimal 3mm Zero Clearance[™] appearance. Ideally suited for timber and glass cavity sliding doors for both residential and commercial applications. Ladenko also offers a comprehensive range of bottom channels and guides, which extends the Zero Clearance[™] look down to the floor.

This system is also available for '**Less than Full Height**' applications and is designed for both domestic and commercial projects.

ZERO CLEARANCE

Full height Floor to Ceiling Head Track Design



The Ladenko Zero Clearance™ cavity slider is our **full height floor to ceiling** system, used in many architecturally designed domestic or commercial buildings projects that require doors which incorporate both style and functionality. The modern full height minimum clearance 'clean lines look', demands an unobtrusive track system that is concealed and one that finishes flush with the underside of the ceiling. The track system can be powder coated to match the ceiling colour to improve the colour flow between rooms. The Ladenko Zero Clearance™ system is available for all full height door requirements whether as a single door, or to suit double doors sliding one either side on a single extruded aluminium track with a clearances of 3-5mm between the track and top of the door.

Trim options available include: Architrave - P50 - P25 - Flush Trim and EZYjamb
Any size Zero Clearance cavity sliding door system can be custom built to suit just about any application.

ZERO CLEARANCE

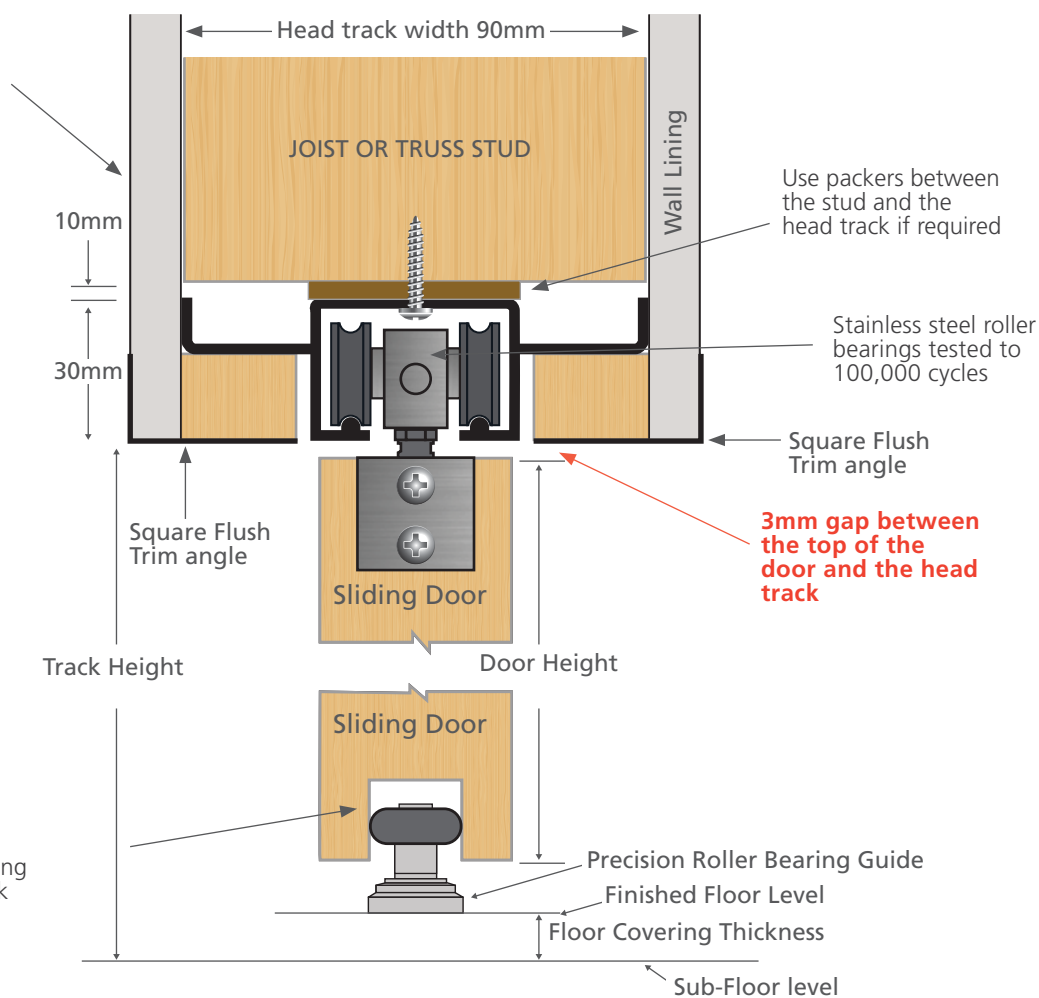
Less than Full Height Head Track design

No hanger plates or screws protruding above the top edge of the door, the door can be adjusted to achieve a minimal recommended 3mm clearance.

The track system can be powder coated to match the ceiling colour to improve the colour flow between rooms.

Heavy duty extruded aluminium track rated carrying capacity up to 120kg.

The Ladenko Zero Clearance™ cavity slider comes standard with a precision bearing bottom guide system fully concealed in the bottom edge of the door, extending the Zero Clearance™ look to the floor.




The Ladenko Zero Clearance™ **less than full height** cavity sliding door system incorporates all the feature of the full height system and can be used in many architecturally designed domestic or commercial buildings projects that require doors which incorporate both style and functionality. The track system can be powder coated to match the ceiling or wall colour to improve the colour flow between rooms. The Ladenko Zero Clearance™ system is available as a single door, or double doors sliding one either side on a single extruded aluminium track with a clearances of 3-5mm between the track and top of the door.

Trim options available include: Architrave - P50 - P25 - Flush Trim and EZYjamb
Any size Zero Clearance cavity sliding door system can be custom built to suit just about any application.


ZERO CLEARANCE

The professional architectural recommendation

Floor to ceiling architectural cavity sliding door system with a modern full height minimum clearance 'clean lines look', with an unobtrusive track system that is concealed and one that finishes flush with the underside of the ceiling.



Less than full height extruded aluminium head track design for the smoothest results



Extruded aluminium head track designed for floor to ceiling full height Zero Clearance units



We also manufacture doors to match the Ladenko cavity sliding door systems



Zero Clearance Product Review

Whether your project is casual or urbane, sophisticated or contemporary or even heritage, we can assure you that our attention to detail results in a high quality product with an assurance of reliability. Many builders prefer to install the Ladenko cavity sliding door system because of its ease of installation which includes pre-cut and pre-drilled quality components, and smooth trouble free operation of the door system which ensures less 'on the job' installation time and better customer satisfaction.

| | |
|-----------------------------|--|
| Custom Built Sizes | All custom built sizes are available in any height and width for single or double doors |
| Door Weight | The ZERO CLEARANCE is designed to carry doors weighing up to and including 120kg Special request for doors weighing up to 240kg can be accommodated |
| Soft Closer | Available |
| Door Release | Available, Jexis door release |
| Special Doors | Doors to match the Zero Clearance cavity slider are available - special request |
| Head Track | One piece heavy duty pre-drilled extruded aluminium dual rail track, rated at 120kg |
| Warranty | 10 Years |
| Single or Double | Both single and double cavity sliders are available in all sizes |
| Trim Finish Options | Architrave (standard), P50 shadow line or P25 stopping angle & Flush Trim finish |
| No Closing Jamb | Special request - This can be arranged prior to manufacture |
| EZY Jamb | EZY Jamb is available - special request |
| Full Height | Available as full height or less than full height units by special request |
| Pelmet | No Pelmet. 3mm gap from top of door to track |
| Door Protrusion | No door protrusion in fully open position. 60mm protrusion available if requested |
| Door Hardware | By special request: Large range available |
| Fitting Kit | Installation/fitting kit supplied with each ZERO CLEARANCE cavity sliding door system |
| Fitting Instructions | Supplied with each unit |
| On-Site Installation | By special request: This can be arranged, contact: customer.support@ladenko.com.au |
| Technical Details | Contact: customer.support@ladenko.com.au |
| Cost | Contact: customer.support@ladenko.com.au |
| Custom Built Orders | Delivery of special orders is 10-15 days from signing of the production dimension sheet |
| Delivery | Australia wide |

Zero Clearance Cavity Slider Formula

How to calculate the different measurements that you will need to know before you place your order for a Ladenko Zero Clearance cavity sliding door system.

SINGLE UNITS

Clear (walk through) opening = Door Width - 20mm

Cavity Depth = Door Width + 40mm

Overall Height = Door Height + 45mm + Floor Covering Thickness

Overall Width = Door Width x 2 + 40mm

Width of Closing Jamb = Stud Thickness + Lining (both sides) + 2mm

Stud Opening Height = Door Height + 55mm + Floor Covering Thickness

Stud Opening Width = Door Width x 2 + 60mm

Sub Floor to Ceiling Dimension = Door Height + 15mm + Floor Covering Thickness

Full Height: Door Height = Ceiling Height – 15mm – Floor Covering Thickness

Less than Full Height: Door Height = Reveal Height – 15mm – Floor Covering Thickness

DOUBLE UNITS

Clear (walk through) opening = 2 x Door Width - 40mm

Cavity Depth = Door Width + 40mm

Overall Height = Door Height + 45mm + Floor Covering Thickness

Overall Width = Door Width x 4 + 40mm

Overall Thickness = Stud Thickness + Lining (both sides)

Stud Opening Height = Door Height + 55mm + Floor Covering Thickness

Stud Opening Width = Door Width x 4 + 60mm

Sub Floor to Ceiling Dimension = Door Height + 15mm + Floor Covering Thickness

Full Height: Door Height = Ceiling Height – 15mm – Floor Covering Thickness

Less than Full Height: Door Height = Reveal Height – 15mm – Floor Covering Thickness

Standard Stud Opening Height/Width

Ladenko Zero Clearance Calculator - Allow for 20mm floor coverings thickness

| Door Size | Single Opening Height/Width | Double Opening Height/ Width |
|-------------|-----------------------------|------------------------------|
| 2040 x 520 | 2115 x 1100 | 2115 x 2140 |
| 2040 x 620 | 2115 x 1300 | 2115 x 2540 |
| 2040 x 720 | 2115 x 1500 | 2115 x 2940 |
| 2040 x 770 | 2115 x 1600 | 2115 x 3140 |
| 2040 x 820 | 2115 x 1700 | 2115 x 3340 |
| 2040 x 870 | 2115 x 1800 | 2115 x 3540 |
| 2040 x 920 | 2115 x 1900 | 2115 x 3740 |
| 2040 x 1020 | 2115 x 2100 | 2115 x 4140 |
| 2040 x 1070 | 2115 x 2200 | 2115 x 4340 |
| 2040 x 1220 | 2115 x 2500 | 2115 x 4940 |

Continued next page

STANDARD STUD OPENING HEIGHT/WIDTH

Ladenko Zero Clearance Calculator - Allow for 20mm floor coverings thickness

| Door Size | Single Opening Height/Width | Double Opening Height/ Width |
|-------------|-----------------------------|------------------------------|
| 2340 x 520 | 2415 x 1100 | 2415 x 2140 |
| 2340 x 620 | 2415 x 1300 | 2415 x 2540 |
| 2340 x 720 | 2415 x 1500 | 2415 x 2940 |
| 2340 x 770 | 2415 x 1600 | 2415 x 3140 |
| 2340 x 820 | 2415 x 1700 | 2415 x 3340 |
| 2340 x 870 | 2415 x 1800 | 2415 x 3540 |
| 2340 x 920 | 2415 x 1900 | 2415 x 3740 |
| 2340 x 1020 | 2415 x 2100 | 2415 x 4140 |
| 2340 x 1070 | 2415 x 2200 | 2415 x 4340 |
| 2340 x 1220 | 2415 x 2500 | 2415 x 4940 |

Common Formula to calculate the following:

2 x Door Width + 60mm = Single Frame Stud Opening Width

4 x Door Width + 60mm = Double Frame Stud Opening Width

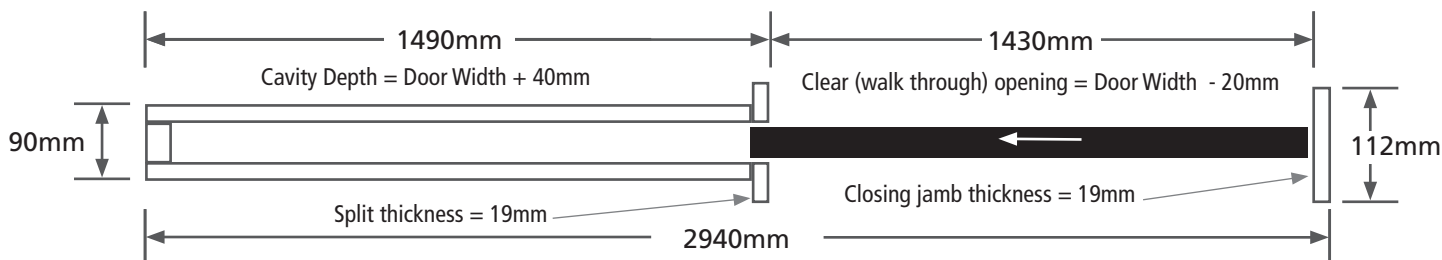
Door Height + 55mm + Floor Covering Thickness = Stud Opening Height

In the above example we have allowed 20mm for floor coverings



Custom Built Single Door Frame Width Example

The following example Door Width = 1450mm. Wall Lining thickness = 10mm



$$\text{Overall frame width} = \text{Door width} \times 2 + 40$$

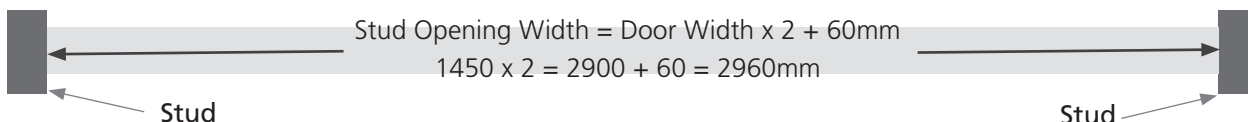
$$1450 \times 2 = 2900 + 40 = 2940\text{mm}$$

Width of Closing Jamb (Architraves) = Stud Thickness + Lining (both sides) + 2mm

Width of Closing Jamb (EZYjamb) = Stud width. (Example 90mm stud = 90mm Closing jamb)

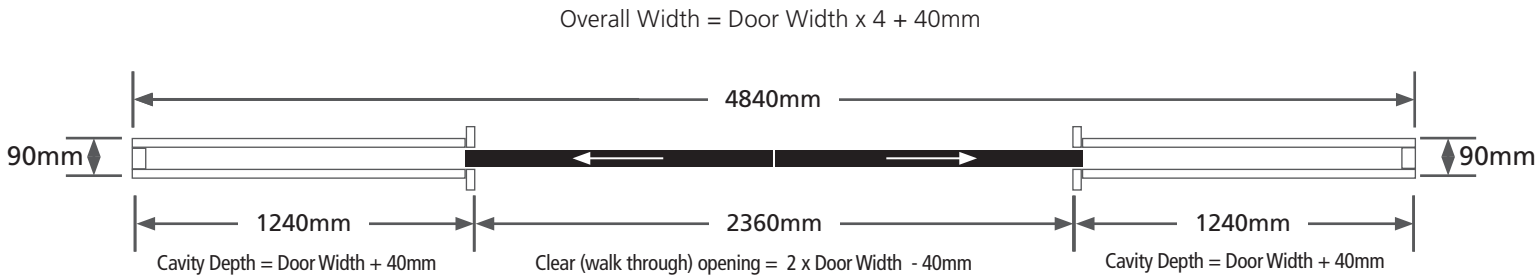
Custom Built Stud Opening Width Example (Single Door)

The following example Door Width = 1450mm



CUSTOM BUILT DOUBLE DOOR FRAME WIDTH EXAMPLE

For the following example each door width will be 1200mm. Wall lining thickness = 10mm



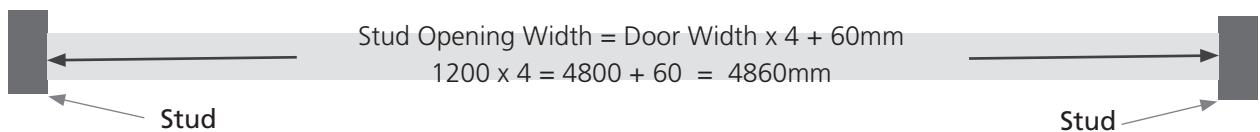
Door Width x 4 + 40 = **Overall frame width**
 $1200\text{mm} \times 4 = 4800\text{mm} + 40\text{mm} = 4840\text{mm}$

Please Note: There are no closing jambs in a double cavity sliding door system



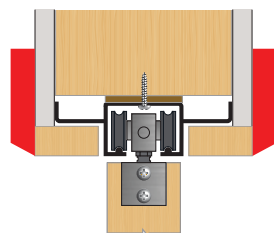
Custom Built Stud Opening Width Example (Double Doors)

The following example Door Width = 1200mm

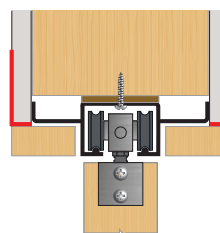


Zero Clearance less than full height head elevation options

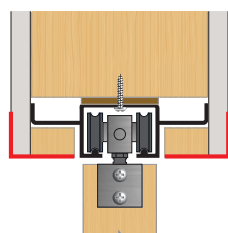
HEAD ELEVATION ZERO CLEARANCE SPECIFICATION DETAIL



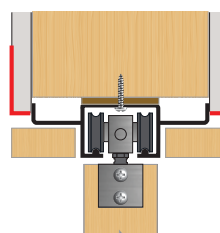
TO SUIT: ARCHITRAVES



TO SUIT: P25 STOPPING ANGLE



TO SUIT: FLUSH TRIM ANGLE

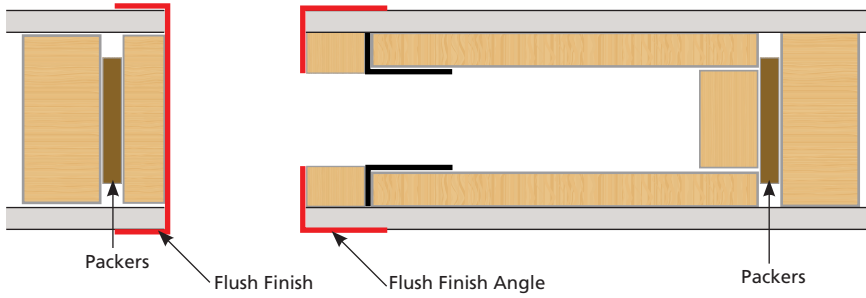


TO SUIT: P50 SHADOW

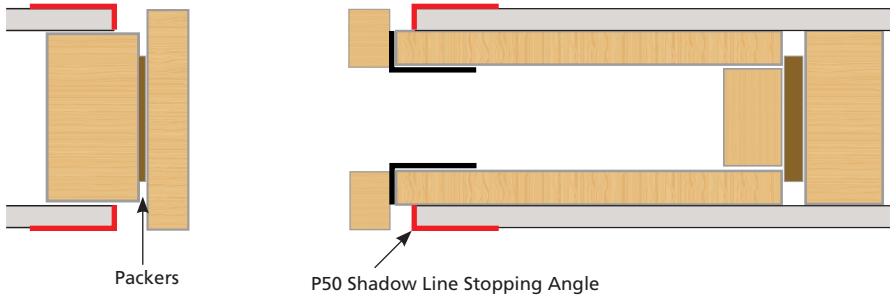
LADENKO ZERO CLEARANCE PLAN VIEW SPECIFICATION

Four different plan views of specification detail options

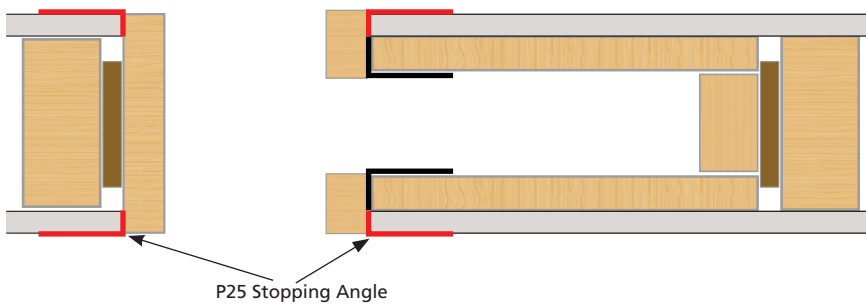
PLAN VIEW TO SUIT: FLUSH TRIM ANGLE



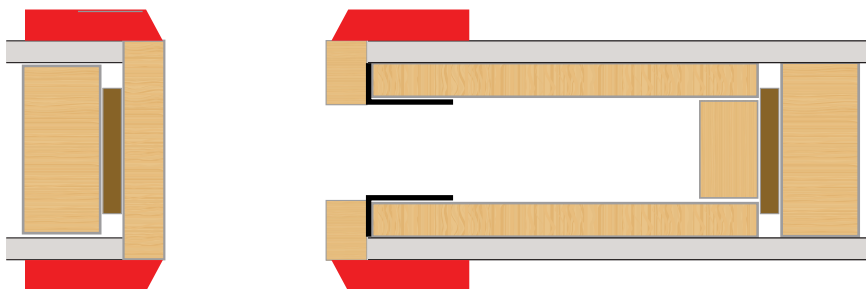
PLAN VIEW TO SUIT: P50 SHADOW LINE



PLAN VIEW TO SUIT: P25 TRIM ANGLE



PLAN VIEW TO SUIT: ARCHITRAVES



Ultra heavy duty split jamb extruded aluminium support beam for doors 2700mm plus.



Ultra heavy duty high quality roller bearing wheel set for the smoothest results.



Double folded split jamb reveal to achieve the best results when stopping up. 3 metre lengths available.

APPROVED PROVIDER

We recognise the need for meticulous quality control and actively pursue a proactive approach to product development through consultation with architects, interior designers, building contractors and Australian design standards to assure you of a consistent standard of quality and reliability.

CONSISTENT QUALITY - ASSURANCE OF RELIABILITY

Australian Institute of Architects
Housing Industry Australia
Master Builders Australia

Ladenko Australia

30 Jellico Drive Scoresby Victoria 3179

Telephone: 1300 360 181 | Fax: 1300 365 141 | Email: customer.support@ladenko.com.au

Website: www.ladenko.com.au

