

Zoo Fun




Printable Activities

This section has the worksheets/crafts for your “Zoo Fun” theme. Worksheets are theme related and also include the letter Z, number 9, shape diamond and color gray.

There are enough sheets to do several each day. (This depends on if you would like to run the theme 1, 2 weeks, or a month). Pick and choose the sheets you wish to use each day and print up.

Don’t feel bad if you don’t use all the sheets. Alternate and use different sheets the following year.

Parent Activities



Parents are their children's first teachers. To make parents more involved with their child/ren's learning, print up 1 or more sheets to send home each week on Friday.

If using Friday Folders each week, place pages on the left hand side. Label the left side of the Friday Folder "Parent Activities".

Children love to color. These sheets will give them the opportunity to do that, while learning. They will be using their small motor muscles, literacy and math skills, depending on what sheets you print up.

Worksheets

All worksheets can be colored. When planning out your week, check out the worksheets. How would you like the children to complete the worksheets?

Crayons and markers are the first thought, but use your imagination.

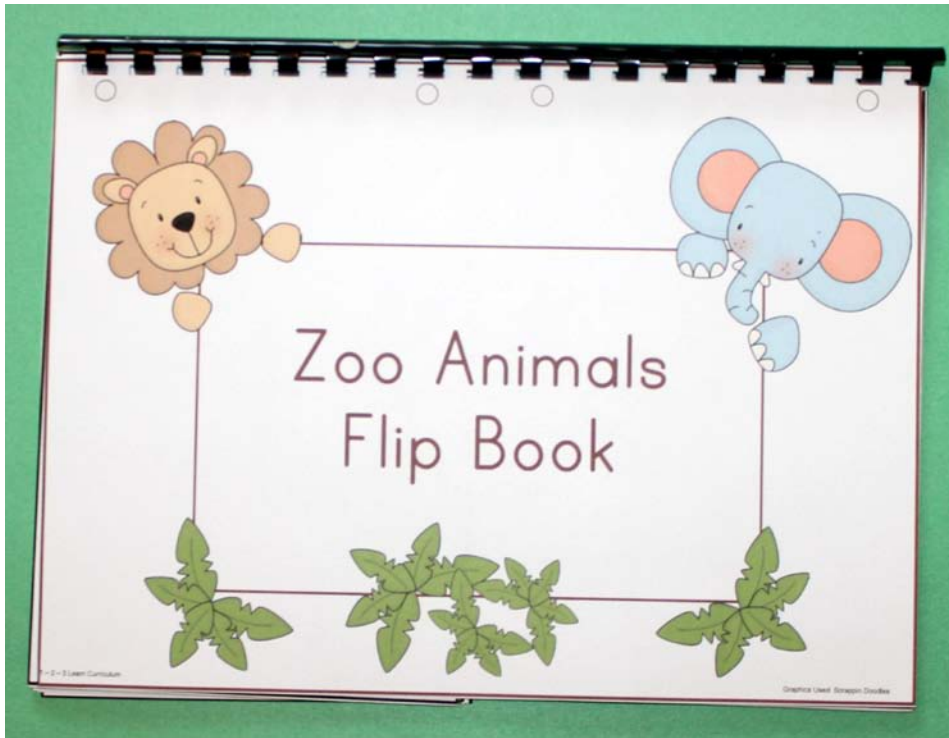
Print up some of the worksheets on white card stock and let the children paint them.

- Shape sponges dipped in paint
- Old tooth brushes
- Paint daubers
- Finger paint
- Paint with water colors and glitter

Think of different ways the children can finish a worksheet. Children will have fun bringing home an assortment of finished sheets to show their family.



Zoo Animals Flip Book



Sample shows colored finish color flip book - located in Math and Science Ideas

Directions: Print sheets up on white card stock. Trim all the pages on the black lines. Leave the cover and back whole, and cut the other sheets in half. Make sure you cut all the sheets evenly.



Place the back cover 1st, and all the number cards in order. Place the pictures of zoo animals in random order. Place the cover on top.

You can either bind the book or put rings on the top of the page to keep the book together. Sample shows the book binded.



Object of Zoo Animals Flip Book




Object of this book is for the child to match the number on the left with the correct number of zoo animal pictures to the right.





Zoo Animals Flip Book





1







2



3








4




5



6






7





8






9




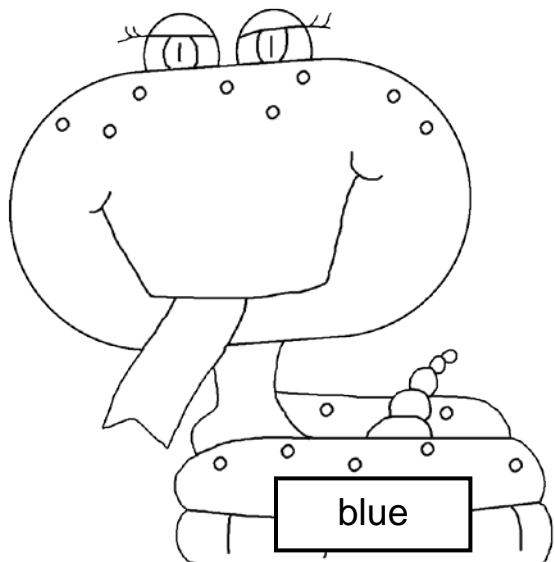

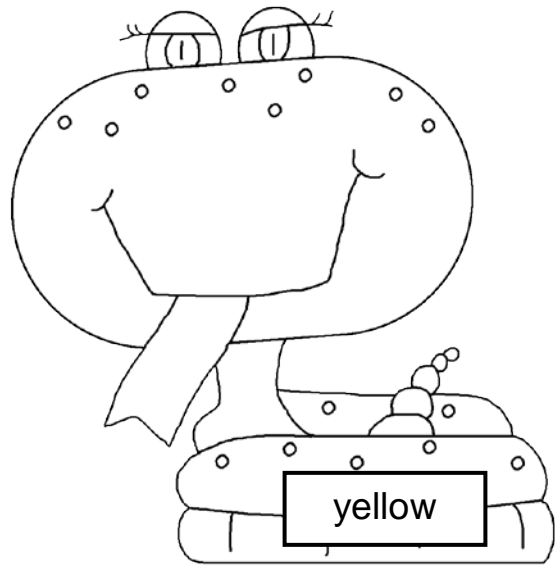
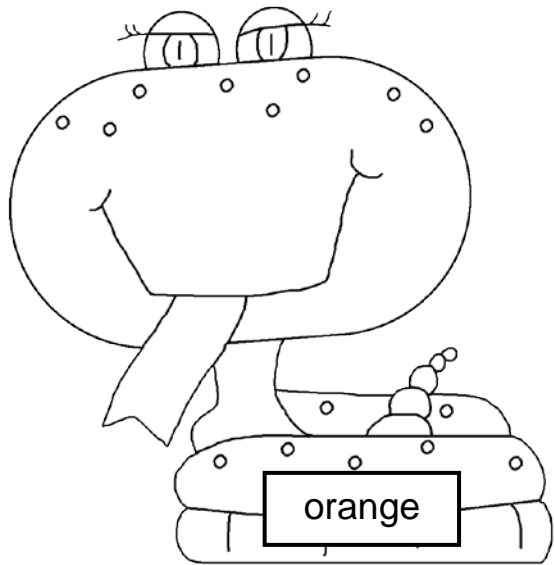
10





Name _____


Color



Name _____




Draw a circle around the smallest picture in each section.

Color



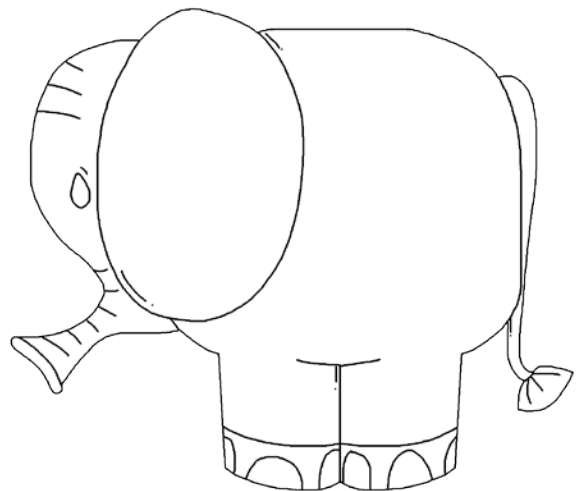
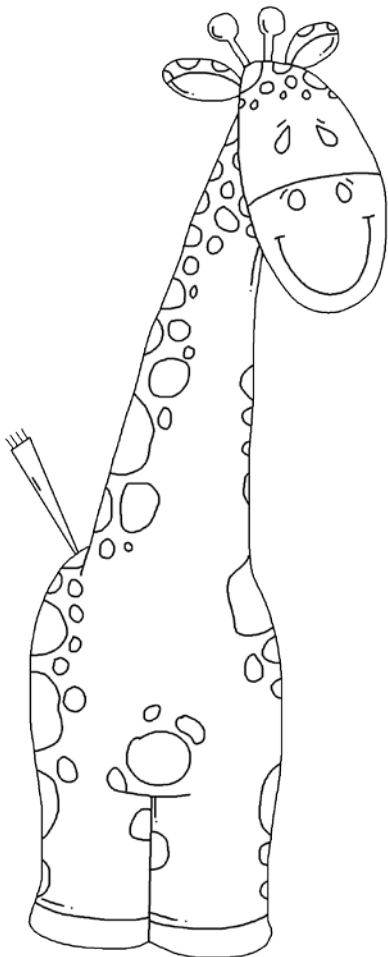

Name _____

Which elephant is the largest?
Circle the largest elephant.
Color.




Name _____

Circle the zoo animals. Color

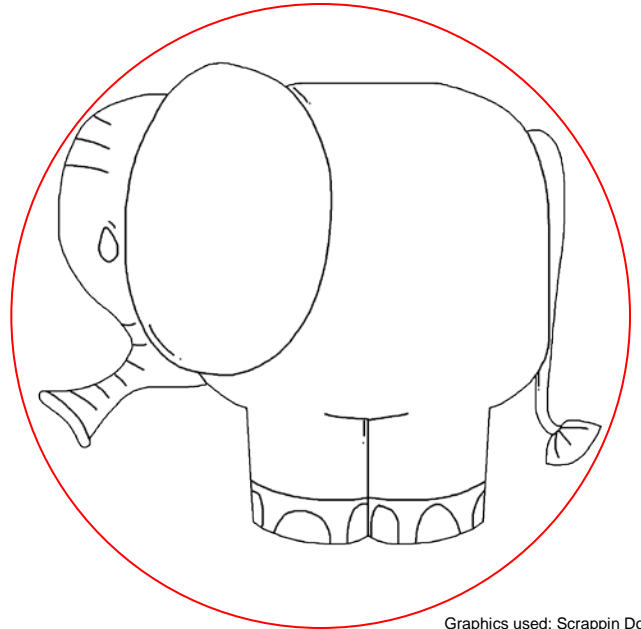
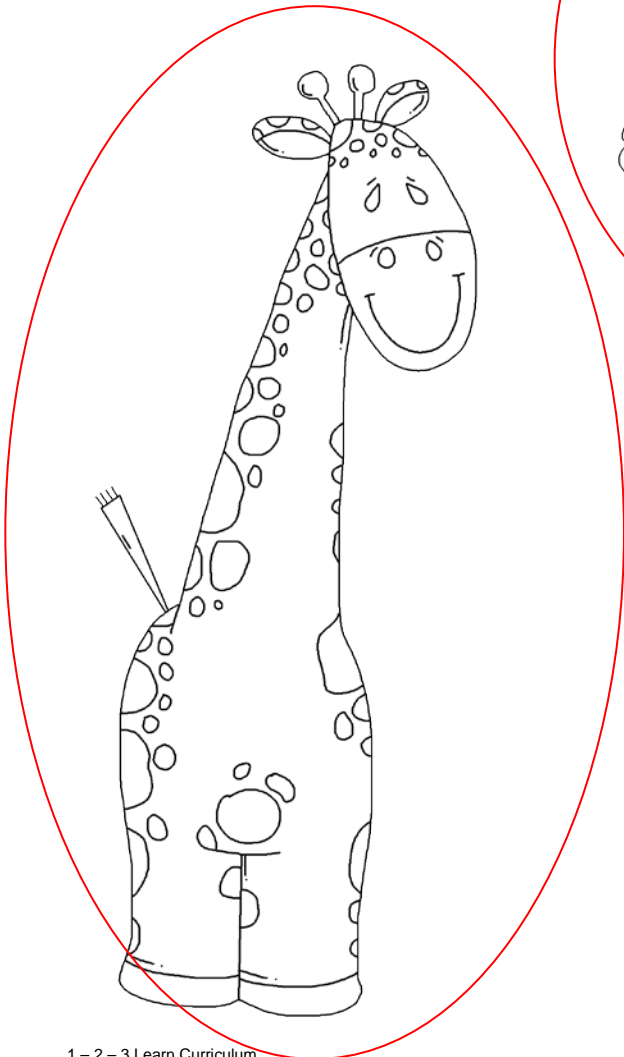



Name _____

Circle the zoo animals. Color







answers





Name _____



Color - cut out the pictures below and glue them in the matching row.





Name _____



Color
Cut
Glue


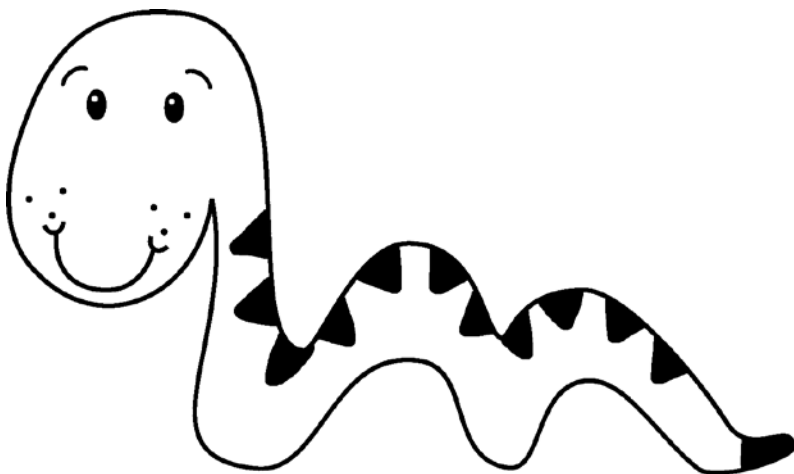




Color – Cut out on dotted lines





Color – Cut out on dotted line – Glue onto construction paper

Zoo Animals




Name _____

Color and glue the picture that comes next



Name _____

Draw a line from the pictures to the words.



lion



zebra


Write the words

lion

zebra

Name _____

Draw a line from the pictures to the words.



lion




zebra

Write the words

Name _____

Draw a line from the pictures to the words.



monkey



elephant


Write the words

monkey


elephant

Name _____

Draw a line from the pictures to the words.



monkey



elephant

Write the words

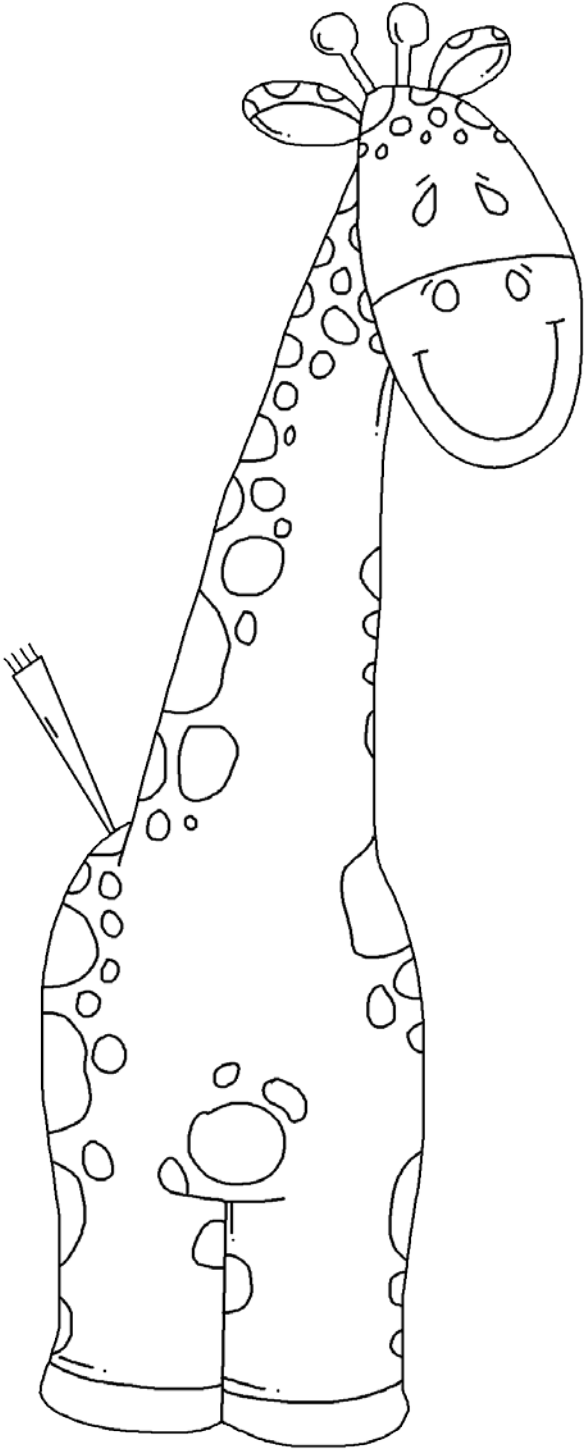
Name _____



.....


z e b r a

Name _____






giraffe

Name _____



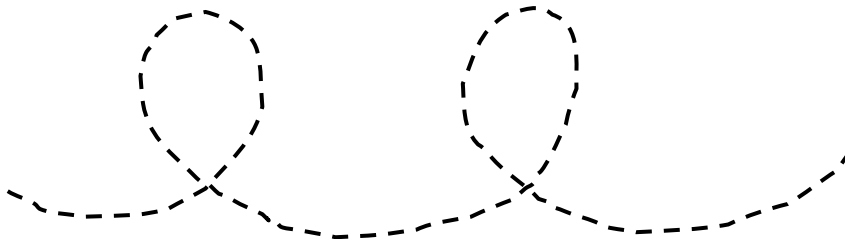




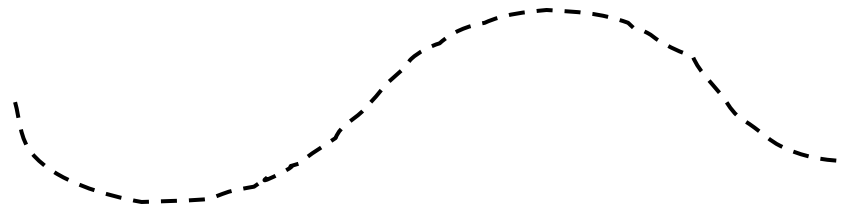
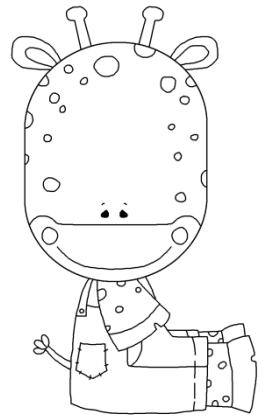
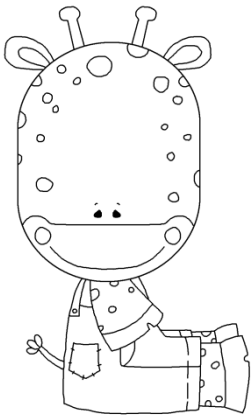


Help the children find their way visit the zoo animals. Color



Name _____

Motor Skills: Tracing




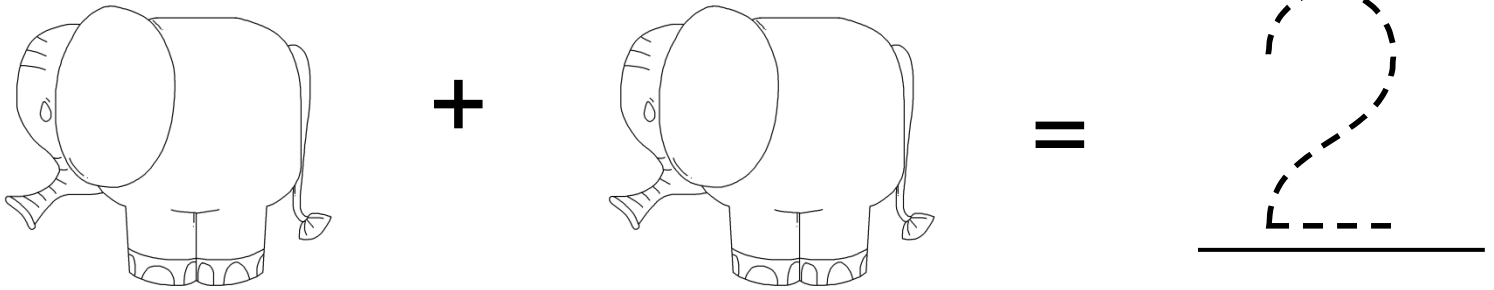
Trace the line to the matching picture. Color.



Name _____

Zoo Animals



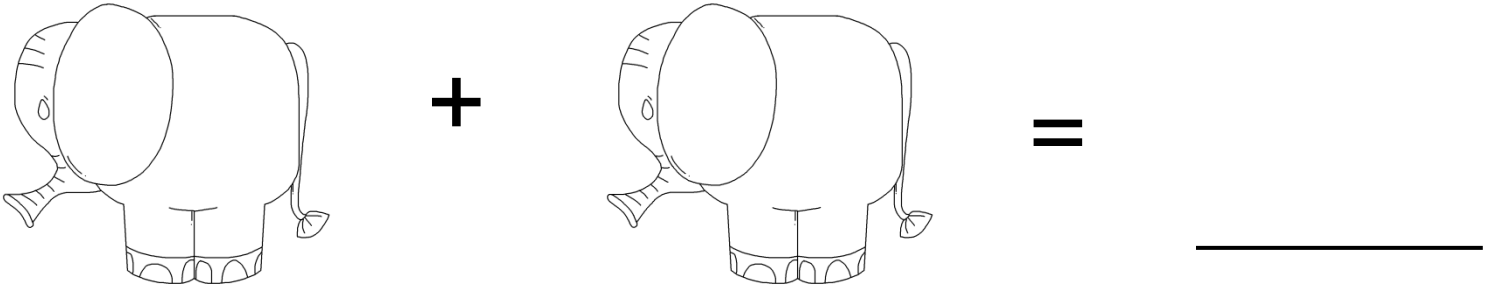
Add.
Write the answer.
Color



Name _____


Zoo Animals

Add.
Write the answer.
Color

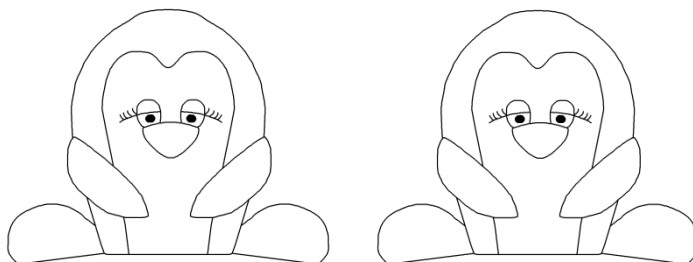


Name _____


Look at each group. Circle the number that tells how many are in the group.




1 2 3



2 3 4









2 3 4



2 3 4

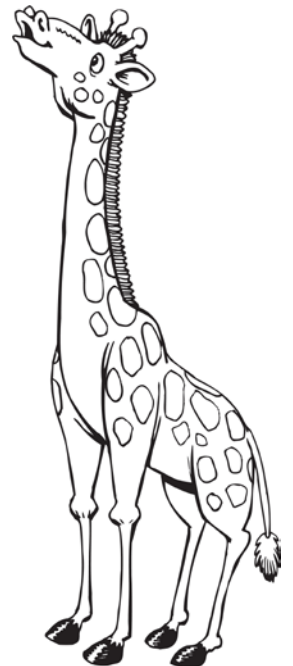




Name _____

Draw a line to the matching picture - Color



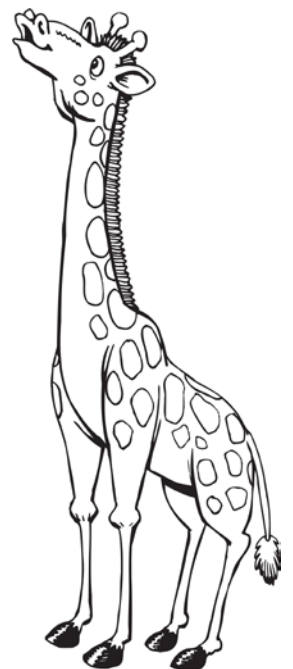


Name _____

Let's go to the Zoo. Draw a line from the child to the zoo animals.
Color




Name _____










Let's go to the Zoo. Draw a line from the child to the zoo animals.
Color



Draw on Me. . . .

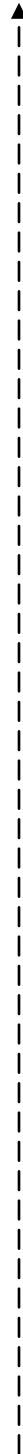
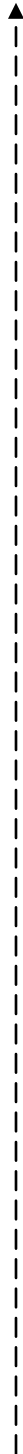




Favorite Zoo Animal Graph

child's name	 elephant	 lion	 penguin	 hippo	 monkey	 tiger	 zebra	 giraffe	 seal

Name _____


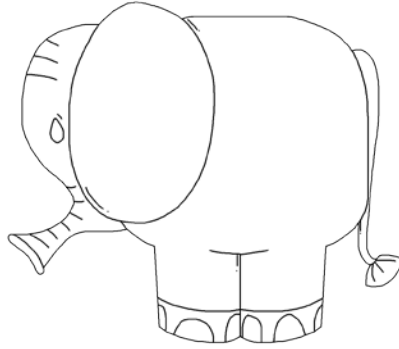

Color – cut lines with scissors





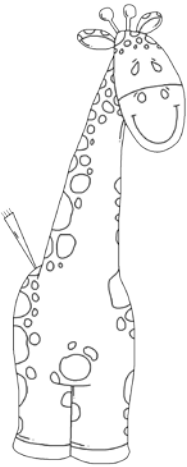
Name _____

Same or Different



Color the two that are the same.




Color the one that is different







Color the two that are the same.



Zoo Animals Puzzle – Color, cut out on lines, put together. (Glue onto construction paper if desired).




Zoo Puppets – Print up on white card stock. Give each child 2 puppets. Have them color and cut out on circles. Tape or glue a craft stick to the back of each circle to make a puppet.



Use the following sheets :


- As a coloring book. Print up and staple together
- Informational color sheets



A Visit to the Zoo..


What Will We See?

Flamingo




The pink color of flamingos comes from the food they eat.

Giraffe




The giraffe has the same number of vertebrae in their neck as a human--seven!

Zebra




No two zebras look alike. Each has a different stripe pattern.

Anaconda




The anaconda is the largest snake in the world.

Chimpanzees




Chimpanzees are one of the few animals that use tools. Chimps use sticks to draw termites out of termite mounds.

Elephant




Elephants spend up to 16-18 hours per day eating.

Lion




Lions lie around for 21 hours a day and can go 5 - 6 days without drinking water.

Hippo




Despite its enormous size and disproportionately short legs, the hippo can run at fast speed on land.

Toucan



Toucans sleep in holes that are in trees. If they don't fit, they turn themselves into a feathery ball to make their body smaller.

Tiger



A tiger can eat 100 pounds of meat a night! Compare that to 400 hamburgers! They need a lot of food because they go days between meals.